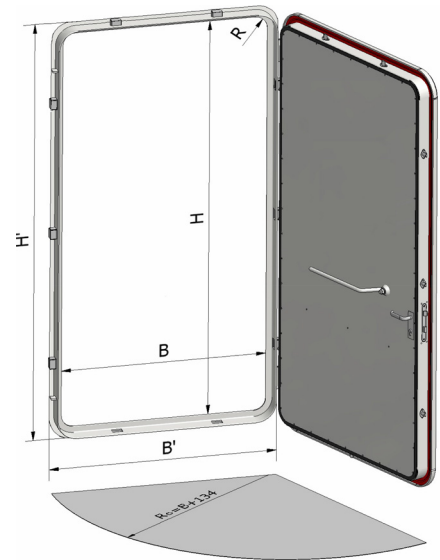


WATERTIGHT SHIP DOOR

A0 / A30 / A60 CLASS UP TO 0,4 BAR
TYPE: BOH.0340

PURPOSE

The watertight ship door is designed for mounting in walls of ship's superstructures.



CHARACTERISTICS

The door can be made of steel, aluminum or stainless steel. Pins of closures are settled in bronze sleeves. Hinge pins are made of stainless steel. Hinges have holes for M10x1 grease nipples acc. to DIN 3404 or DIN 71412 M10x1. The door is sealed up with a 40x20 rubber packing cord.

STANDARD PAINTING

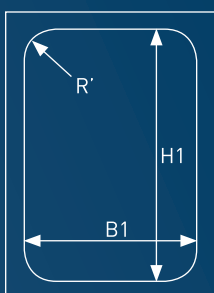
Steel door blade: EPINOX 77 (2x130µm, gray).
Steel door frame: HEMPEL SHOPPRIMER ZS 15809 (15±20µm, gray).
Doors with insulation under cover: EPINOX 77 (2x130µm, gray).
Optional: steel door blade:
primer – HEMPEL HEMPADUR MASTIC 45880/45881 (grey),
topcoat – HEMPEL HEMPADUR MASTIC 45880/45881 (RAL color).
Steel door frame: HEMPEL SHOPPRIMER ZS 15809 (15±20µm, gray).

LOCK TYPES

- Z0** – with padlock fastening
- Z5** – with stainless steel MORTISE LOCK AND HANDLE
- Z6** – with stainless steel MORTISE DEAD LOCK
- Z7** – with 5341/8/5390 lock (TrioVing)
- Z8** – with 5312/8/5390 lock (TrioVing)

ACCESSORIES

- H2** – with hook 200 mm long
- H3** – with hook 300 mm long
- SWE** – with external door closer GEZE 4000
- SWI** – with internal door closer GEZE 4000
- DH** – with "Door holder" DIN81406A
- PS** – with inductive proximity switch



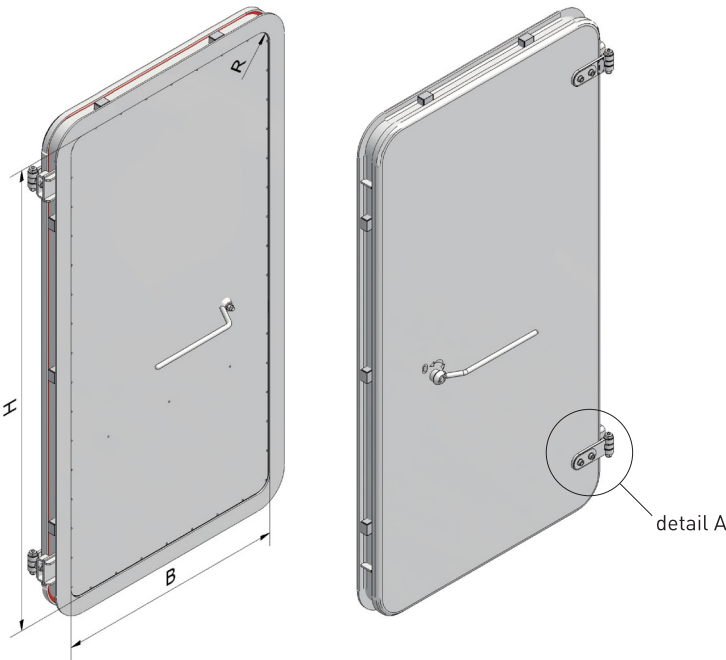
Cut out in bulkhead and overall dimensions acc. coaming type and radius.

coaming / R	R100	R66	R30	R0	overall dimensions
angled coaming STK / ALK / SSK	-	H1=H+40 B1=B+40 R'=90	-	H1=H+40 B1=B+40 R'=0	H'=H+80 B'=B+80
flat bar coaming STP / ALP / SSP	H1=H+20 B1=B+20 R'=110	-	H1=H+20 B1=B+20 R'=40	H1=H+20 B1=B+20 R'=0	H'=H+62 B'=B+62
T-bar coaming STT, SST	-	H1=H+70 B1=B+70 R'=100	-	-	H'=H+160 B'=B+160

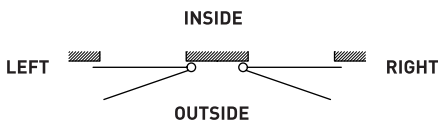
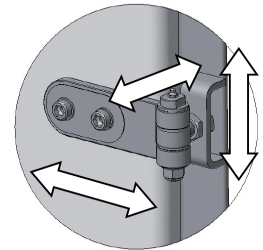
TECHNICAL SPECIFICATION

1	coaming material	steel (ST)	stainless steel (SS)	-
2	coaming profile	flat bar 80-450x8 (P)	angled bar 80x40x6 (K)	T-bar 80x80x8 (T)
3	coaming radius	R100 for flat coaming	R30 for flat coaming	R66 for angled and T-bar coaming
4	door leaf material	steel (ST)	stainless steel (SS)	-
5	opening mechanism material	zinc	stainless steel*	-
6	hinges qty	2 pcs.	3 pcs.*	-
7	surface treatment	standard painting	custom RAL color*	-
8	insulation	60mm thickness mineral wool	-	-
9	window	none	window or scuttle*	window or scuttle with cover*
10	opening direction acc. to ISO 6049	left opening door (LO)	right opening door (RO)	-
11	special purpose	gas tight (G)	bolted frame 80x80x8 (BF)	-

*optional

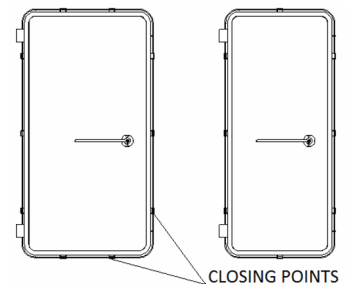


detail A -
adjustable hinge
in 3 axes



When placing an order, please specify the following information in the order given: Product no. – door clear size – opening direction – coaming radius – leaf material – frame material and type – and depending on customer's needs: door finish version – type of lock – accessories

Example:
BOH.0340.A60 – 1800x800-RO-R66-ST-STT-Z5



MODEL I
1200 ≤ H ≤ 2200
900 ≤ B ≤ 1100

MODEL II
1200 ≤ H ≤ 2200
600 ≤ B ≤ 899